

# **FBCTLH 2015 Snapshot Survey Summary**

First Baptist Church surveyed members, regular attendees, and occasional guests in September 2015. The survey had three main purposes.

1. To use as part of FBC's strategic planning process.
2. To gather information on respondents unique experiences and perspectives.
3. To determine the commitment of FBC to
  - a. discipleship;
  - b. the places we need to focus particular attention over the next five years; and
  - c. the ways we are growing together as disciples of Jesus.

The survey was divided into several sections.

- Your Background
- Your Life in Community
- Your Home Life
- Your Beliefs
- Your Future

There were 408 respondents. The majority are FBC members and have been involved with FBC more than 5 years.

---

## **Your Background**

***Respondents are older, married and not racially diverse.***

### **Q1 What is your gender?**

A higher percentage of females responded – 58 to 42 percent respectively.

### **Q2 What is your age?**

The majority (79%) of respondents are 40 or older.

### **Q3 What is your ethnicity?**

Almost all (94%) respondents consider themselves white or Caucasian.

### **Q4 What is your marital status?**

Three quarters of respondents are married. Thirteen percent are single. Divorced make up 7% and widowed 4%.

### **Q5 How many children live at home with you?**

Almost three fourths of respondents don't have children at home.

---

## Your Life in Community

**Overall, most respondents are very engaged with FBC and feel they fit in. They have a few FBC close friends and are evenly divided regarding whether they have close friends of a different race or ethnicity.**

### **Q6 What is your relationship with First Baptist Church of Tallahassee (FBC)?**

Almost all respondents (92%) are FBC members. Six percent are regular attendees.

### **Q7 How long have you been involved with FBC?**

Respondents are more likely (73%) to be involved with FBC five years or longer. Only 9% have been involved a year or less. As expected, almost all respondents (97%) involved 5 years or longer are members.

### **Q8 On average, how often do you attend FBC?**

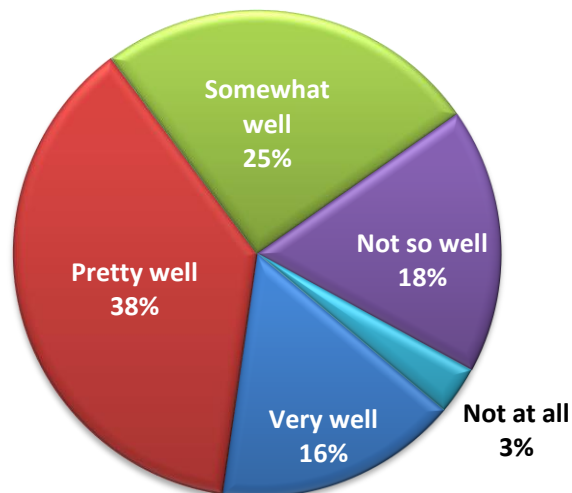
Almost all respondents (93%) attend FBC more than once a month. Only 2% attend 1 to 2 times a year.

### **Q9 How often do you participate in small group activities with FBC?**

The majority of respondents (84%) participate in small group activities more than once a month, while 5% participate about once a month, and 11% less than eight times a year.

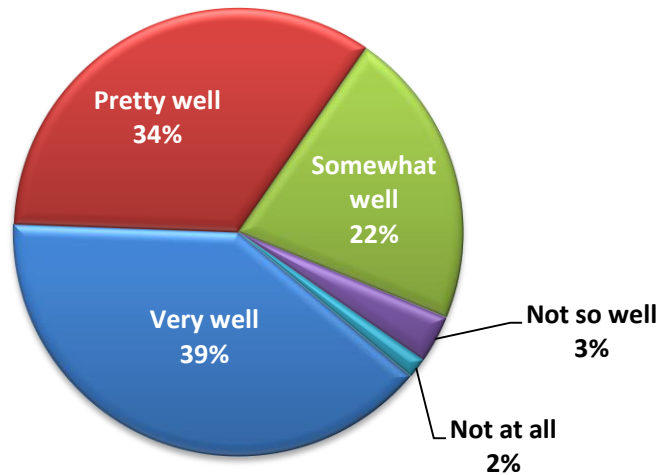
### **Q10 How well do you feel that you are currently using your spiritual gifts to serve the Lord through FBC?**

Slightly over half (54%) feel they use their spiritual gifts to serve the Lord very well or pretty well, 26% feel somewhat well, while 21% feel not so well or not at all. When broken out by how long respondents has been involved with FBC, 59% of those who have been involved with FBC 5 years or longer feel they are using their spiritual gifts to serve the Lord very well or pretty well while 45% of respondents involved 2 to 4 years feel very well or pretty well about their spiritual gift usage.



**Q11 How well do you "fit in" at FBC?**

Almost three fourths of respondents feel they fit in very well or pretty well; 22% feel they somewhat fit in. Only 5% feel they do not. Not surprisingly, the longer respondents have been involved with FBC, the more they feel they fit in very well or pretty well; for those involved 5 years or longer, 79% feel they fit in. For respondents involved 2 to 4 years, 59% feel they do.



**Q12 How many close friends do you have at FBC?**

Twelve percent of respondents don't have close friends at FBC. However, 69% have three or more. Ten percent of members don't have any close friends at FBC.

**Q13 How many close friends do you have of a different race or ethnicity than you?**

Respondents were evenly divided regarding whether they have close friends of a different race or ethnicity. Thirty percent have no close friends of a different race or ethnicity, while 31% indicated they have one or two. Thirty-nine percent have three or more close friends of a different race or ethnicity.

---

## Your Home Life

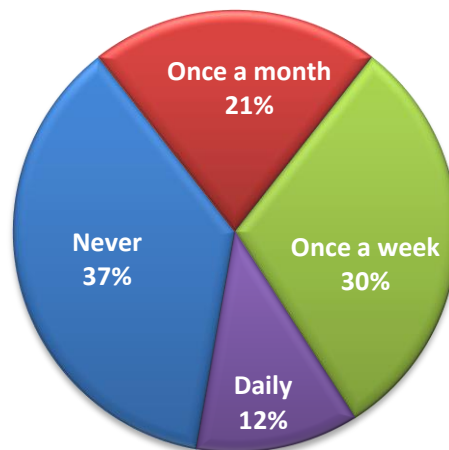
**Respondents typically study the Bible and set aside time for prayer on a regular basis, but not with people they live with.**

### **Q14 How strong do you consider your marriage to be?**

Almost all (91%) respondents who are married reported having very strong or pretty strong marriages.

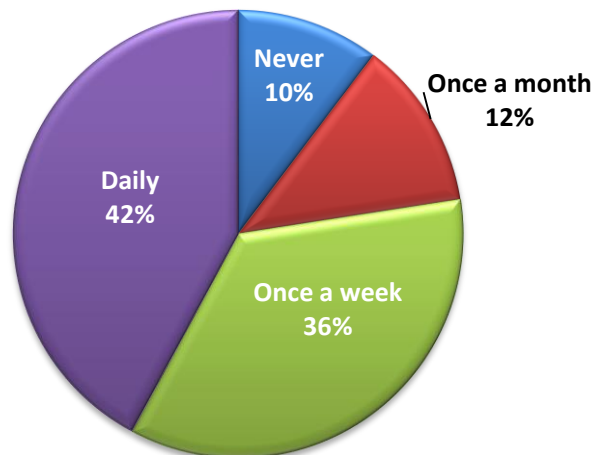
### **Q15 How often do you study the Bible with family/friends with whom you live?**

When respondents were asked how often they studied the Bible with family/friends with whom they live, more respondents (58%) said they study once a month or never than respondents who study once a week or daily (42%). The percentage of respondents involved with FBC 5 years or longer (58%) is the same as respondents involved 2 to 4 years.



### **Q16 How often do you study the Bible by yourself?**

Most respondents (78%) study the Bible by themselves daily or once a week. Ten percent never do.



**Q17 How often do you set aside time for prayer?**

Respondents are setting aside time for prayer. Ninety-three percent say they do at least once a week or daily. However, 5% say they never do.

---

**Your Beliefs**

**Respondents, for the most part, hold strong beliefs in Christian doctrine.**

**Q18 Do you believe that the Bible is the inspired Word of God?**

Overwhelmingly (97%), respondents believe the Bible is the inspired word of God. Ninety-two percent of FBC members believe and 8% of occasional guests/regular attendees do.

**Q19 Do you believe that the God of the Bible is one in essence but distinct in person – Father, Son, and Holy Spirit?**

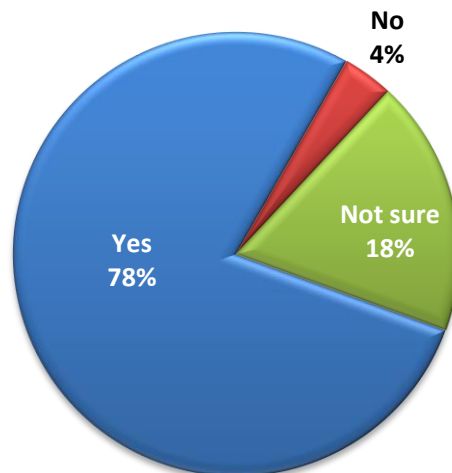
Most respondents (95%) believe in the Trinity. Five percent don't or are not sure. A large belief in the Trinity holds true whether a respondent is a member (96%) or an occasional guest/regular attendee (85%).

**Q20 Do you believe that faith in Jesus is the only means of salvation?**

When asked if they believe that faith in Jesus is the only means of salvation, almost all (94%) respondents believe He is.

**Q21 Do you believe that those who die without faith in Jesus will be eternally separated from God?**

Twenty-two percent of respondents don't believe or are not sure if those who die will be eternally separated from God. Of FBC members, 20% don't believe or are not sure.



**Q22 *How willing are you to forgive someone who has hurt you deeply but later asked forgiveness?***

Respondents are forgiving – almost all (90%) are very or pretty willing to forgive someone who has hurt them deeply.

**Q23 *How often do you give your time to support the Kingdom of God?***

When asked how often they give their time to support the Kingdom of God, about two thirds of respondents indicated daily or once a week. One third give their time once a month or not at all. Forty-five percent of FBC member give their time weekly, while 34% give their time once a month or never.

**Q24 *How often does your life exhibit the fruit of the Spirit – love, joy, peace, patience, kindness, goodness, faithfulness, gentleness, and self-control?***

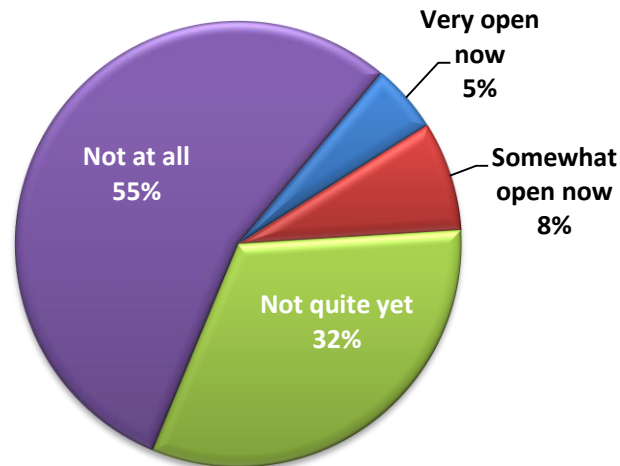
The majority (56%) of respondents indicated their lives exhibit the fruit of the Spirit most of the time, a quarter said daily, and 19% said sometimes or never.

---

## Your Future

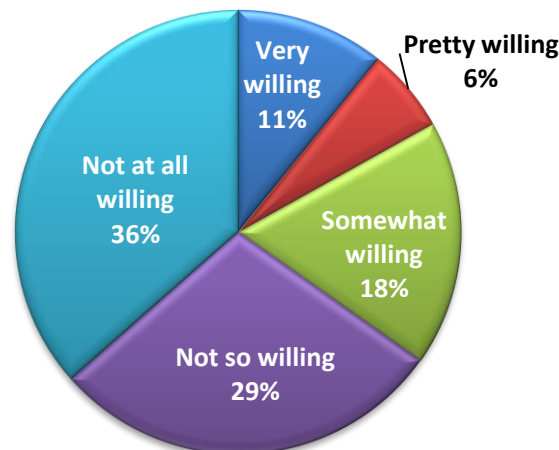
### **Q25 How open are you to adopting or bringing a child from foster care into your home?**

Although most respondents (87%) are not quite ready or not at all ready to adopt or bring a foster child into their home, 13% are very open or somewhat open now.



### **Q26 How willing are you to enter full-time vocational ministry and work for a church?**

Regarding full-time vocational ministry, 17% are very or pretty willing to take this step. Of respondents who have been involved with FBC 5 years or longer, 12% are very willing or pretty willing.



### **Q27 How hopeful do you feel about your future?**

Respondents are a hopeful group: 87% are very hopeful or pretty hopeful about their future. Nine percent are somewhat hopeful while 4% are not so hopeful or not at all hopeful.